





















## 23 100m Backstroke Women Final

Official

## 1 Final 13 years

Official





















heat Started at: 05:02 PM (+ 2 min)

Lane	Competitor	Age	Club	RT	PTS	Rank	Result
0	 Jorja Postill	13		0.63		9	<b>1:11.44</b> Entry: 1:12.76 <b>-1.32</b>
		50m: 34.36	100m: 1:11.44 (37.08)				
1	 April Lin	13		0.62		8	<b>1:10.52</b> Entry: 1:11.54 <b>-1.02</b>
		50m: 33.76	100m: 1:10.52 (36.76)				
2	 Kathryn Bates	13		0.77		7	<b>1:10.21</b> Entry: 1:10.79 <b>-0.58</b>
		50m: 34.58	100m: 1:10.21 (35.63)				
3	 Charlotte Dunne	13		0.75		5	<b>1:09.81</b> Entry: 1:10.66 <b>-0.85</b>
		50m: 33.71	100m: 1:09.81 (36.10)				
4	 Myla Duncan	13		0.69		1	<b>1:05.66</b> Entry: 1:08.36 <b>-2.70</b>
		50m: 31.69	100m: 1:05.66 (33.97)				
5	 Hannah Ker-Fox	13		0.84		4	<b>1:09.31</b> Entry: 1:10.58 <b>-1.27</b>
		50m: 33.55	100m: 1:09.31 (35.76)				
6	 Ziva Bunker	13		0.61		3	<b>1:09.30</b> Entry: 1:10.68 <b>-1.38</b>
		50m: 33.86	100m: 1:09.30 (35.44)				
7	 Amelia McEwan	13		0.65		2	<b>1:09.14</b> Entry: 1:11.22 <b>-2.08</b>
		50m: 33.29	100m: 1:09.14 (35.85)				
8	 Elyse Palmer	13		0.65		6	<b>1:10.02</b> Entry: 1:12.22 <b>-2.20</b>
		50m: 33.90	100m: 1:10.02 (36.12)				
9	 Evelyn Loh	13		0.67		10	<b>1:13.08</b> Entry: 1:12.88 <b>+0.20</b>
		50m: 34.12	100m: 1:13.08 (38.96)				

## 2 Final 14 years

Official



heat Started at: 05:06 PM (+ 5 min)

Lane	Competitor	Age	Club	RT	PTS	Rank	Result
0	 Sophie Wellingt	14		0.62		7	<b>1:10.33</b> Entry: 1:11.38 <b>-1.05</b>
50m: 33.57 100m: 1:10.33 (36.76)							
1	 Ayla Church	14		0.64		3	<b>1:07.95</b> Entry: 1:11.04 <b>-3.09</b>
50m: 32.67 100m: 1:07.95 (35.28)							
2	 Olivia Henderso	14		0.64		8	<b>1:11.68</b> Entry: 1:10.41 <b>+1.27</b>
50m: 34.75 100m: 1:11.68 (36.93)							
3	 Mackenzie Wrigt	14		0.62		4	<b>1:08.08</b> Entry: 1:09.55 <b>-1.47</b>
50m: 32.73 100m: 1:08.08 (35.35)							
4	 Hana Carnie	14		0.68		2	<b>1:04.75</b> Entry: 1:06.15 <b>-1.40</b>
50m: 31.66 100m: 1:04.75 (33.09)							
5	 Jade Lyles	14		0.64		1	<b>1:04.22</b> Entry: 1:06.47 <b>-2.25</b>
50m: 31.17 100m: 1:04.22 (33.05)							
6	 Meeka Mills	14		0.62		5	<b>1:09.58</b> Entry: 1:10.39 <b>-0.81</b>
50m: 33.07 100m: 1:09.58 (36.51)							
7	 Maggie Harper	14		0.64		6	<b>1:09.69</b> Entry: 1:10.77 <b>-1.08</b>
50m: 34.12 100m: 1:09.69 (35.57)							
8	 Georgia Duske	14		0.67		10	<b>1:15.82</b> Entry: 1:11.24 <b>+4.58</b>
50m: 35.83 100m: 1:15.82 (39.99)							
9	 Keira Watt	14		0.67		9	<b>1:12.39</b> Entry: 1:11.43 <b>+0.96</b>
50m: 34.66 100m: 1:12.39 (37.73)							

### 3 Final 15 years

Official

heat Started at: 05:09 PM (+ 7 min)

Lane	Competitor	Age	Club	RT	PTS	Rank	Result
0	 Greer Sander	15		0.70		8	<b>1:10.19</b> Entry: 1:10.16 <b>+0.03</b>

50m: 33.64 100m: 1:10.19 (36.55)

1  Charlotte Welsh 15  0.75 6 1:09.32  
Entry: 1:09.96 -0.64

50m: 33.94 100m: 1:09.32 (35.38)

2  Emily Saunders 15  0.57 5 1:07.99  
Entry: 1:08.25 -0.26

50m: 32.36 100m: 1:07.99 (35.63)

3  Amber Lin 15  0.62 3 1:06.33  
Entry: 1:08.07 -1.74

50m: 31.91 100m: 1:06.33 (34.42)

4  Alanna Rawson 15  0.59 1 1:05.21  
Entry: 1:05.43 -0.22

50m: 31.25 100m: 1:05.21 (33.96)

5  Mackenzie Tobin 15  0.61 2 1:05.28  
Entry: 1:06.89 -1.61

50m: 30.91 100m: 1:05.28 (34.37)

6  Hayley Wyatt 15  0.64 4 1:07.09  
Entry: 1:08.16 -1.07

50m: 32.83 100m: 1:07.09 (34.26)

7  Rachel Pui 15  0.71 9 1:10.52  
Entry: 1:09.87 +0.65

50m: 33.80 100m: 1:10.52 (36.72)

8  Vanzin McManus 15  0.68 7 1:10.15  
Entry: 1:10.10 +0.05

50m: 33.35 100m: 1:10.15 (36.80)

9  Lily Hill 15  0.70 10 1:11.09  
Entry: 1:10.32 +0.77

50m: 34.00 100m: 1:11.09 (37.09)

#### 4 Final 16 years

Official

heat Started at: 05:12 PM (+ 9 min)

Lane	Competitor	Age	Club	RT	PTS	Rank	Result
------	------------	-----	------	----	-----	------	--------

0	 Sophie Scott	16		0.68		8	1:10.78 Entry: 1:10.94 -0.16
---	--	----	---	------	--	---	---------------------------------

50m: 33.46 100m: 1:10.78 (37.32)

1	 Lauren Crawford	16		0.87		10	1:12.44 Entry: 1:10.04 +2.40
---	---	----	---	------	--	----	---------------------------------

50m: 34.45 100m: 1:12.44 (37.99)

2  Shyla Kennard 16  0.67 6 **1:08.56**  
Entry: 1:09.81 -1.25

50m: 32.86 100m: 1:08.56 (35.70)

3  Arissa Liu 16  0.58 3 **1:06.52**  
Entry: 1:07.51 -0.99

50m: 31.93 100m: 1:06.52 (34.59)

4  Laura Menzies 16  0.61 1 **1:03.22**  
Entry: 1:05.08 -1.86

50m: 30.82 100m: 1:03.22 (32.40)

5  Brooke Speers 16  0.53 2 **1:05.24**  
Entry: 1:07.23 -1.99

50m: 31.76 100m: 1:05.24 (33.48)

6  Paige Stringer 16  | 0.63 4 **1:06.53**  
Entry: 1:08.94 -2.41

50m: 32.01 100m: 1:06.53 (34.52)

7  Zyanja Rudge 16  0.61 5 **1:08.12**  
Entry: 1:09.97 -1.85

50m: 32.60 100m: 1:08.12 (35.52)

8  Emma Donnelly 16  0.63 9 **1:11.07**  
Entry: 1:10.91 +0.16

50m: 34.36 100m: 1:11.07 (36.71)

9  Olivia Johnson 16  0.64 7 **1:10.62**  
Entry: 1:11.19 -0.57

50m: 34.41 100m: 1:10.62 (36.21)